

## Use the Destiny Read App

Destiny Read gives you an easy way to access and download checked-out Follett eBooks and Audiobooks. It is available for iOS and Android™ devices.

### Log in

The first time you use Destiny Read on a device, you need to log in:

1. Use the **Location** drop-down to select your state or province.
2. In the **School** field, type the first few letters of your school's name. When your school appears in the suggestions, select it.

**Note:** Steps 1 and 2 only need to be completed the first time you log in, or if you need to select a different school.

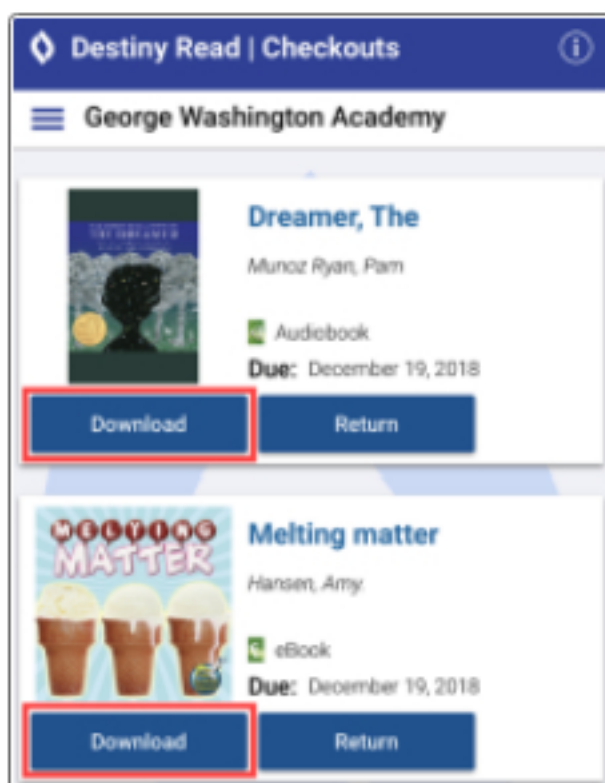
3. Tap **Log In**.
4. On the next screen, type your **Username** and **Password**, and then tap **Submit**.


### Download an eBook or Audiobook

Once you log in, you will see a list of Follett eBooks and Audiobooks checked out to you.

**Note:** To [find and check out](#) Follett eBooks and Audiobooks, go to Destiny Discover, which can be accessed from a [browser](#) or a link or shortcut provided by your librarian.

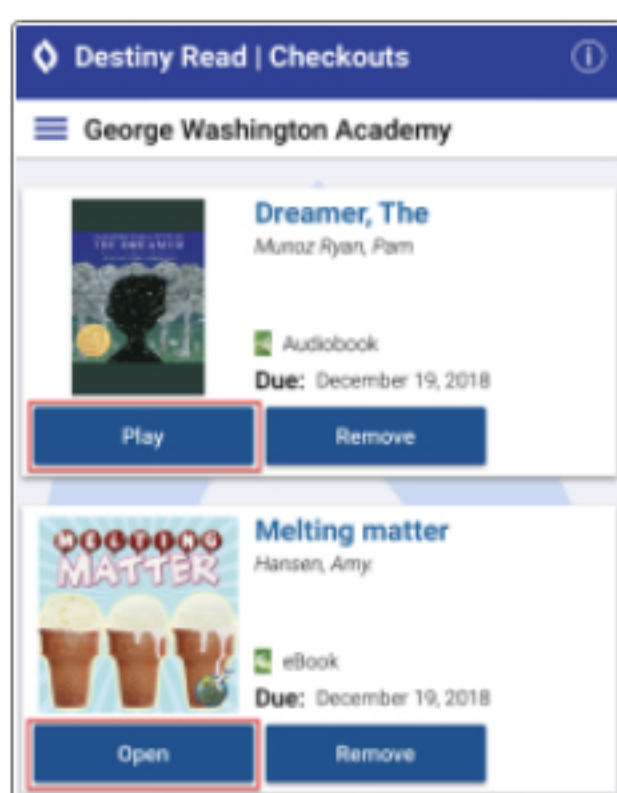
- To download a checked-out title, tap **Download**.



- To download all checked-out Follett eBooks or Audiobooks at once, tap , and then select **Download All eBooks** or **Download All Audiobooks**.

### Read or play offline

To start reading, tap **Open** or **Play**.



### Remove a title from your device


You can remove a downloaded title by tapping **Remove**.

### Return

Follett eBooks and Audiobooks are returned automatically at the end of the loan period.

- To return a title early, tap **Return**.

**Note:** This option is only available for titles that are not currently downloaded.

- To return all Follett eBooks or Audiobooks at once, tap , and then select **Return All eBooks** or **Return All Audiobooks**.