



Alphabet Matching Card Set

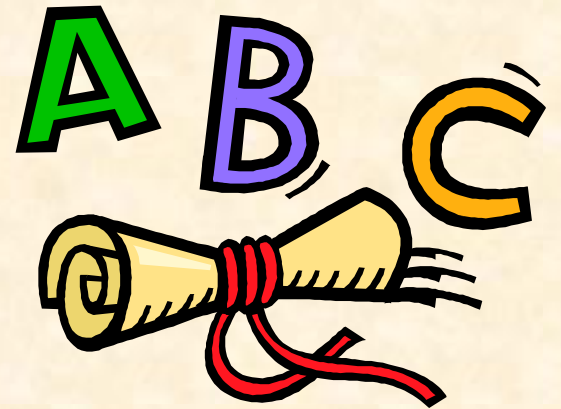
A 

a 

B 

b 

C  c 



Directions

This game is up to you! You can work on one, two or as many letters as you would like!

- Print, cut and laminate all materials.
- Each letter has a matching pair (capital and lowercase) and is color coated with a matching picture.
- Randomly arrange each picture on a table.
- During each turn, the child must pick a picture, say the letter out loud and the sound that corresponds with that letter. The child must then find the matching pair.

You can also play this as a memory game.

- Turn each picture over.
- Randomly arrange them on the table.
- Have the child turn over one picture at a time, say the letter out loud and the sound that corresponds with the letter chosen. The child must try to find a matching pair by turning over another picture card.
- If the child finds a match (capital and lowercase) then the child gets to keep the pair and proceeds to take another turn.
- If the child does not find a match, then he/she turns over both cards and waits for the next turn in hopes to find a match.

A



a



B




b



C



c



D



d




E




e



F



f



G



g



H



h



I



i




J




j



K



k




L




l



M



m



N



n



O



o



P



p



Q



q



R



r



S



s





T




t








Y



Y



Z



Z

