


Writing Process



Reference pages
to put in
student writing
notebooks

By Forever in Third Grade

Thank you for downloading this freebie!

I like to focus on the writing process before I get too far into the year. The students color and add these pages to their writing notebooks before we begin writing. They are a nice reference to the process we use when we write.

Clip art by:



Prewriting

Before I write I can:
ask questions.
make a diagram
make a story map
make a list
make a time line
use a graphic organizer
brainstorm




Prewriting


Before I write I can:
ask questions.
make a diagram
make a story map
make a list
make a time line
use a graphic organizer
brainstorm




Writing



Write down your thoughts on paper.




This is your first draft. Worry about errors in punctuation, capitalization and spelling later.




Put any information you have found into your own words.


Writing



Write down your thoughts on paper.




This is your first draft. Worry about errors in punctuation, capitalization and spelling later.




Put any information you have found into your own words.


Drafting



Write down your thoughts on paper.




This is your first draft. Worry about errors in punctuation, capitalization and spelling later.




Put any information you have found into your own words.


Drafting



Write down your thoughts on paper.




This is your first draft. Worry about errors in punctuation, capitalization and spelling later.




Put any information you have found into your own words.


Editing



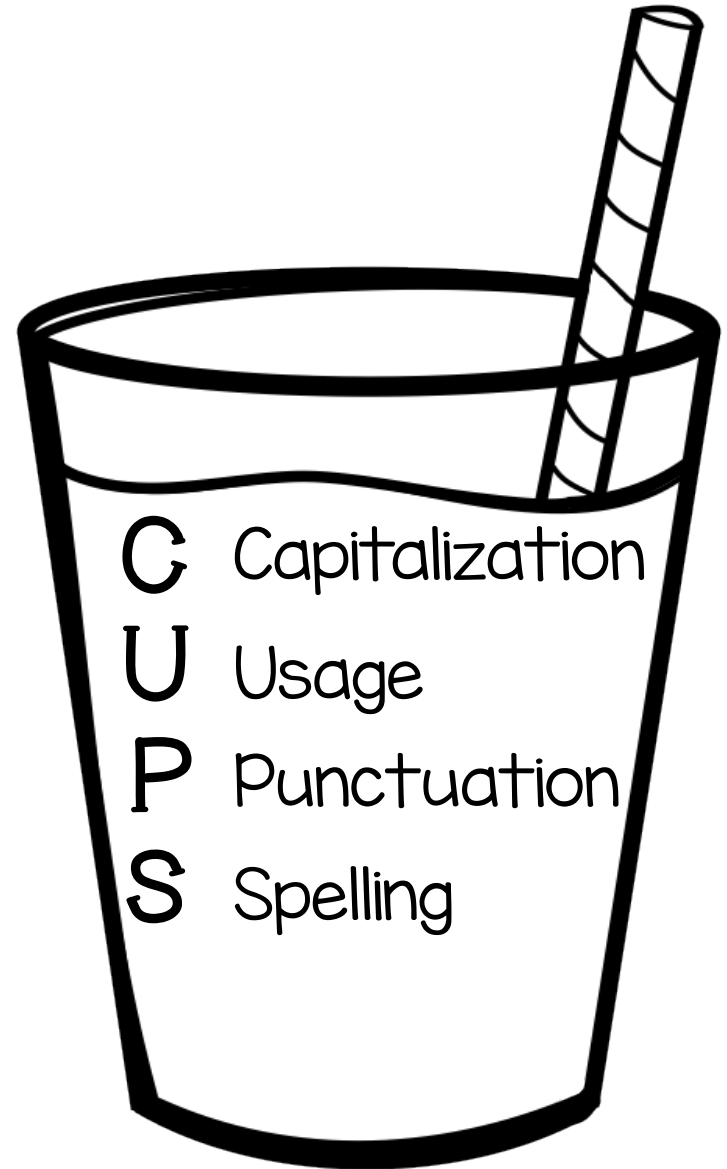
Editing



Proofreading



Proofreading




Revising



S

Substitute

Try to find new words for the worn out words. Try new verbs and adjectives.



T

Take Out

Find any unimportant details or words and take them out.



A

Add

Put more detail in your writing. Describe people, places and events better.



R

Rearrange

Check the sequence of your story to make sure it makes the best sense.


Revising



S

Substitute

Try to find new words for the worn out words. Try new verbs and adjectives.



T

Take Out

Find any unimportant details or words and take them out.



A

Add

Put more detail in your writing. Describe people, places and events better.



R

Rearrange

Check the sequence of your story to make sure it makes the best sense.

Publishing

What is the best way to show others my writing?

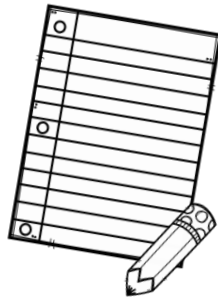
Put it in a book.

Rewrite and make a picture.

Turn it into a presentation on the computer.

Make a performance.

Write in your best handwriting.



Read it to a friend. Use a different voice to make it interesting.

Have fun with your final project!

Publishing

What is the best way to show others my writing?


Put it in a book.

Rewrite and make a picture.

Turn it into a presentation on the computer.

Make a performance.

Write in your best handwriting.



Read it to a friend. Use a different voice to make it interesting.

Have fun with your final project!